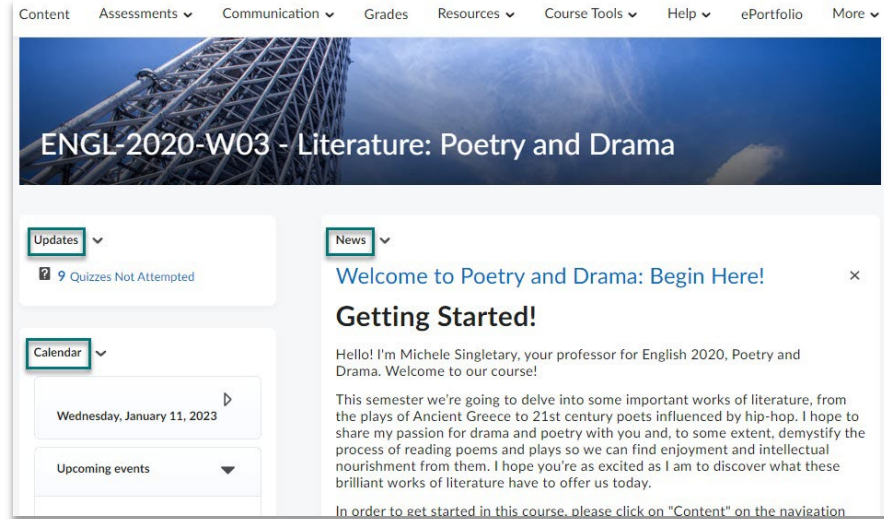


The Course Home and Navbar

The **Course Home** is the first thing you will see when you login to a course in NS Online/D2L. This is basically the “home page” for your course.

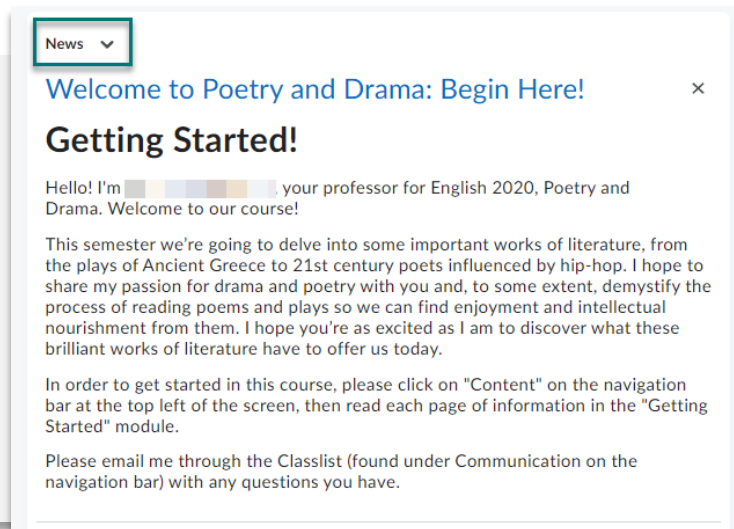


News

The **News** area of the Course Home is where your instructor will post important announcements and updates.

Make sure you check this often.

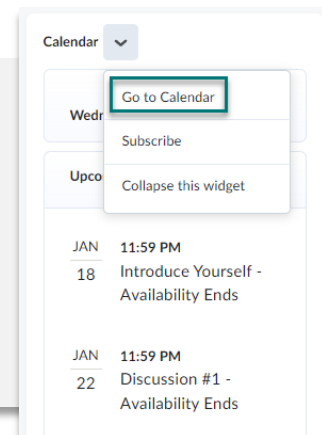
You can also subscribe to [text message updates!](#)



Calendar

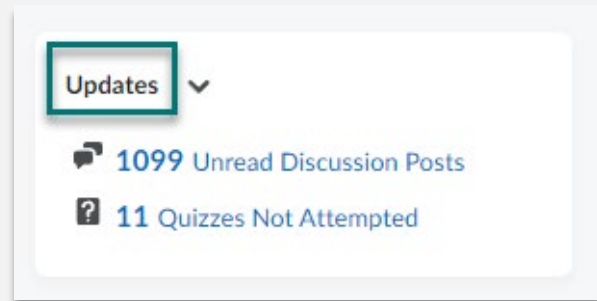
The **Calendar** widget shows upcoming due dates for your course. Be sure to note any due dates in your personal planner.

Note: You can view all due dates for the course in the full Calendar, by clicking the drop-down arrow next to “Calendar” and then “**Go to Calendar.**”



Updates

The **Updates** box shows you any incomplete discussion posts or quizzes you have in the course. It also shows any unread emails you might have. The links will take you to the respective page to complete that activity.

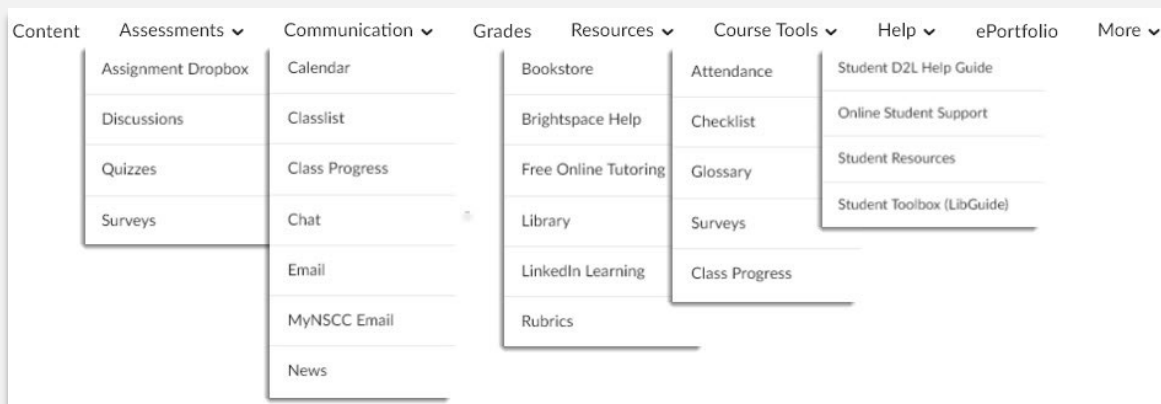


The Navbar

The **Navbar** is located at the top of every screen in your course. It is the main way you will navigate to different parts of the course.

Note: Your instructor may use a different Navbar than the one shown below. This is just the default for most classes.

The following links will be most useful to you:



- **Content:** Contains any readings, videos, and other materials for your course
- **Assessments:** Links to Assignment Dropbox, Discussions, Quizzes, and Surveys
- **Communication:** Links to Calendar, Classlist, Class Progress, Chat, Email, MyNSCC Email, and News
- **Grades:** Links to the grades area
- **Resources:** Links to Bookstore, Brightspace Help, Free Online Tutoring, Library, LinkedIn Learning, and Rubrics
- **Course Tools:** Links to Attendance, Checklist, Glossary, Surveys, and Class Progress
- **Help:** Links to student D2L help and resources